

**Parts:**

- A) Low Profile Headrail — Steel
- B) Pinion Rod (Tilt Rod) — Hexagonal
- C) End Stiffeners
- D) Cord Lock
- E) Cord Tilter
- F) Tape Drum (Ladder Drum)
- G) Tape Drum Support (Cradle)
- H) Wand Tilter
- I) Wand
- J) Cord Ladder
- K) Lift Cord 1.8mm
- L) Cord Tassels

- M) Bottomrail Plugs
- N) Bottomrail — Trapezoid
- O) Slats
- P) Royal Valance — Standard

**System Features:**

- Heavy Duty Metal and Plastic Components
- Cord Tilter has a metal gear offering a smooth and quiet rotation
- Wand Tilter has a metal gear and metal stem, making it the strongest tilter in the industry
- Trapezoid bottomrail allows for very tight slat closure when tilting
- All returns are mitered and glued
- Two-part hidden metal valance clip

### Blind (Material) Options:

- Fauxwood Poly Vinyl Chloride (PVC) 2" or 2 1/2" Flat
- Basswood 2" or 2 1/2" Flat
- 2" Poly Vinyl Chloride (PVC) Solid Curved Smooth



### Headrail:

- Polyester baked enamel — color coordinated
- Phosphate treated steel — 2" x 1 1/2" high
- Wall thickness — 0.018" (before paint)

### Valance Options: (Color Coordinated)

- 2" PVC — Single Slat Valance
- 3 1/4" Royal Valance for Fauxwood and Basswood
- 5 1/2" Barrington Valance upgrade option
  - Available in matching Fauxwood and Basswood colors
  - All Fauxwood blinds specifying Barrington Valances made from 100% Fauxwood materials
  - All painted Basswood blinds (white colors) specifying Barrington Valances made from 100% Fauxwood materials designed to match Basswood slat colors
  - All stained Basswood blinds specifying Barrington Valances made from natural wood
- Maximum width on a single valance = 9 ft.
  - Valance will not be spliced
  - A "flush-cut" on one end can be requested so that two valances can be butted together
    - Note that there will be a visible seam
- Valance Returns are included for all Inside Mount and Outside Mount Fauxwood and Basswood blinds
- Inside Mount Returns — 1 1/4" Long
- Outside Mount Returns — 3 1/2" Long
- Smallest Custom Return Size — 1 1/4"
- Inside Mount Returns — 1 1/4"
- Hidden 2-Part Metal Valance Clip

### Bottomrail: (Color Coordinated)

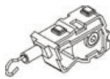
- Trapezoid shape for tight slat closure
- 2" PVC Contoured Metal Bottomrail

### Tilt Controls:



#### Cord Tilt Option

- Gear and housing of tilt mechanism are made of steel, allowing the acetal thermoplastic wheel to rotate smoothly and with minimal noise



#### Wand Tilt Option

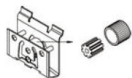
- Gear and stem of tilt mechanism are made of steel, providing superior durability
- Worm and gear arrangement is entirely enclosed inside acetal thermoplastic housing
- 2 1/2" Fauxwood and Basswood blinds are not available with Wand Tilt option

#### Motorized Tilt Option

- RTS Tilt Battery Operated Motorized option available

### Control Locations: (Restrictions may apply)

- Standard: Tilter — Left / Lift Cords — Right
- Reverse: Tilter — Right / Lift Cords — Left
- Same Left: Tilter — Left / Lift Cords — Left
- Same Right: Tilter — Right / Lift Cords — Right
- Blinds less than 11" in width must have center tilt mechanism with no lift control
- Blinds less than 15" and greater than 11 1/8" must have split controls (Standard or Reverse)
- Blinds greater than 15" may have same side or split controls



### Lift Control:

- Snap-in design incorporates a stainless steel wear guard over which cords pass
- Incorporates "Crash Proof" safety feature that locks the blind automatically upon release of cords
- RTS Tilt Battery Operated Motorized option available

### Other Headrail Channel Hardware:

- Headrail components are made of a combination of metal and low friction acetal thermoplastics
- Snap-in design of components allows for quick and easy repair if necessary



### Cord Ladder: (Color Coordinated)

- Polyester braided cord ladders are designed to ensure proper control with adequate overlap of slats when in the closed position
- Options include:
  - Standard
  - Routless
  - Cloth Tape (Privacy Ladder)
  - Vinyl Tape (Privacy Ladder)



### Cord Ladder Spacing:

- Maximum spacing between rout holes:
  - Fauxwood and Basswood = 11"
- Maximum distance between cord ladders on Fauxwood blinds = 11" spacing
- Maximum distance between cord ladders on Basswood & PVC blinds = 20" spacing

### Lift Cords: (Color Coordinated)

- 1.8mm Polyester braided cords designed for lifting and lowering the blind

### Mounting Hardware:

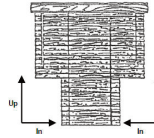
- Universal box brackets (color coordinated)
- Center supports on blinds wider than 60"
- Extension brackets (when requested)
- Hold down brackets (when requested)



### Size Recommendations:

- Minimum Width — 9"
- Minimum Drop — 9"
- Maximum Width — 96"
- Maximum Drop — 96"

The sizes listed above are merely recommendations. Blinds may be ordered larger if required. Optional 2 or 3 blinds on a single headrail are available as well.



### Cutout Specifications:

- The maximum cut in width is as follows:
  - Fauxwood = 4 1/2"
  - Basswood = 5 1/2"

### Slats:

- Fauxwood
  - PVC Resin (base material), Methyltin Mercaptide (stabilizer), Calcium Carbonate (filler), Titanium Dioxide (UV inhibitor), Methyl Methacrylate (lubricant), Ethylenebis (lubricant), Octabenzone (UV inhibitor)
  - Lead Free
  - N.F.P.A. 701
- PVC
  - Chemical Family: Alloy, Chemical Name & Synonyms: Poly (vinyl chloride), PVC, vinyl, Formula: Vinyl Resin plus functional additives (CH<sub>2</sub>CHCl)<sub>n</sub>, C.A.S. Registry No: Not Applicable (Mixture), TSCA Inventory Status: All ingredients comply with USEPA's TSCA regulations
- Basswood
  - Made of 100% Basswood

### Specialty Options:

- Standard L/R Controls (Cord Tilt only)
- 2-on-1 Headrail and 3-on-1 Headrail blinds
  - Light gap between blinds for 2-on-1 or 3-on-1 is 1/8"
  - Maximum size for multi-blind headrail is 144" and must be a 3-on-1
- Slanted Top "A" Frame Blinds